



Premiere  
SHOWERS

*Simply Better Bathrooms*





## Our Story

Our shower range is made right here in New Zealand.

Premiere Showers has been a widely recognised manufacturer & installer of bathroom showers for more than 25 years. We are proud to say that a lot of our business has been obtained by referral. Customers have passed on to friends and family their positive experience dealing with Premiere Showers. We are a trusted supplier to New Zealand's leading aged care company and one of the largest home-building companies.

Our bathroom renovation service offers you the opportunity to reinvent your bathroom with locally fabricated showers, and quality bathroom products. We don't stop with the supply of products – our service is built on a team of

qualified professionals who are on hand to advise you. We manage the entire renovation with our qualified builders and certified tradesmen who take pride in their workmanship.

We have many years of experience producing a wide range of frameless glass showers and framed showers. Our shower tray mould designs are constructed of solid reinforced fibreglass with PVC support rings and adjustable feet (for easy levelling), finished in a wide range of sizes with a durable and easy-to-clean acrylic surface. The moulding and production of shower liners and the assembly of our shower screens all take place in our factory.



## 10 Year Guarantee

Our 10-Year Guarantee Covers Everything from Start to Finish!  
The best guarantee in town? From start to finish we stand behind our workmanship offering you peace of mind.



With more than 20 years of experience in manufacturing and installing showers, we've developed the best-practice working methods. We offer only good quality products with reliable fittings from trusted NZ suppliers. We take pride in our workmanship and ensuring that we meet your expectations, is important to us.

Our entire shower range comes with a 10-year PRODUCT guarantee. This guarantee covers defective materials and workmanship in the manufacture of the shower.

With us, there is no 'passing the buck' from manufacturer to shower installer or vice-versa. When one of our installers or approved contractors installs a shower, it is also covered by a 10-year INSTALLATION guarantee, covering the workmanship of the installation.

## Quality NZ Made

Quality, Guarantee, and Local Excellence!  
Support local businesses by choosing Kiwi-made shower products that promise both quality and excellence.



Produced right here in our community, these products are manufactured under the strictest quality standards, providing you a guarantee of their exceptional performance.

Our shower enclosures are manufactured locally at our factory on Newton Street, Mount Maunganui. Our shower tray mould designs are constructed of solid reinforced fibreglass with PVC support rings and adjustable feet for easy levelling. A perfectly level tray sets up for a beautifully finished shower. We offer a wide range of sizes with a durable and easy-to-clean acrylic surface. Our design shower liner mould and folding are also produced in our factory. The glass that we use is certified meeting building standards AS/NZS 2208 and is supplied by a reputable local supplier. Shower screens are assembled in our factory in a choice of pearl white, bright anodised chrome, and for some of our range, matt black finish. NZ-made pivots, hinges and handles are also available.

We only use our own qualified and experienced team of installers and approved contract installers (for specific projects).



# Installation Included

Here at Premiere Showers we do the whole job from start to finish, not only manufacturing and supplying but also the complete installation. After all, isn't that what you need?

We don't believe in hidden or additional costs, which is why we offer installation services as part of our package. We have a team of experts who specialise in installing showers and ensuring that they are the perfect fit for you.

With every installation, we understand that each shower has its unique requirements. Whether you're building a new shower or retrofitting an

existing one, we are equipped to handle any situation. From minor adjustments to significant modifications, our team is dedicated to achieving the perfect fit for your shower.

Our extensive knowledge and years of experience allow us to install your shower correctly, so you can enjoy it for years to come.

## *A snapshot of the process...*

1. Your order is processed, and the shower tray and Easy Clean waste are made available to you. We can deliver to the site if you would like.
2. Your registered plumber sets up your new Easy Clean waste, and installs your new tray, making use of the adjustable feet to ensure its level. We can arrange the plumber too if you would like.
3. While this is happening, our talented manufacturing team is fabricating your shower in our Mt Maunganui factory.
4. One of our friendly installers arrives to install your new shower.
5. Once they have finished, they will run through a few basic instructions about your new shower. Cleaning guidelines can be found on our website.



# Frameless Glass Showers


For a simply better shower, look no further than a frameless glass shower by Premiere Showers. Tell us the design that you have in mind or let us suggest a configuration to create the perfect shower for you.

Since our frameless glass showers are custom made there are endless sizes and configurations possible, and if the walls or floor aren't quite plumb we can overcome that for you. Fixed panels from floor to ceiling, inline, cubicles, and angle front designs are all possible.

Select from a range of precision hinges, sliders, handles and brace options in a choice of timeless polished chrome or a range of other finishes.

A wide range of glass options is available, including standard clear toughened, ultra-clear, vertical reeded (corrugated), frosted, and even custom-printed designs! A protective coating can be applied to the glass which will help you with cleaning. Installation of our frameless glass showers is by a specialist and is of course covered by our 10-year guarantee.

Hardware available in:



Product Information	Optional Extras
<ul style="list-style-type: none"> <li>• Fixed panels, cubicles, inline &amp; sliding doors.</li> <li>• Hardware available in Polished Chrome, Satin, White, Black, Brushed Nickel, Gun Metal, Gold Polish, Satin Brushed Gold, Brushed Rose Gold</li> <li>• Glass available in standard clear toughened, ultra-clear, vertical reeded (corrugated), frosted, and custom-printed designs</li> <li>• Variety of configurations – fixed panels, cubicles, inline and sliding door options</li> <li>• Heights and dimensions fully customisable</li> <li>• Professional advice and site measure by our team</li> <li>• Wide range of durable hardware</li> <li>• NZ toughened safety glass according to AS/NZS 2208</li> <li>• 10-year product &amp; installation guarantee</li> </ul>	<ul style="list-style-type: none"> <li>• EnduroShield glass protective coating</li> <li>• Glass Shelves</li> </ul>



# Custom Shower Doors

## Need a custom design for a perfect fit for your bathroom?

Our semi-frameless glass showers are custom-made, fabricated in our factory using NZ-supplied toughened safety glass complying with AS/NZS 2208, finished in white, chrome or matt black trim

Show us or tell us the design that you have in mind or let us suggest a solution to create a beautiful shower that fits your bathroom.

Since our semi-frameless glass showers are custom made there are endless sizes and configurations possible, and if the walls or floor aren't quite plumb we can overcome that for you.

Have an existing shower tray and want to replace the door – yes we can help! Get in touch with us today to learn how flexible our custom options really are.

### Finished in:



### Handles come in:



# Custom Wall Liners

## Our custom made liners can be produced flat or moulded.

A thermoformed mould offers the perfect built-in storage solution for your toiletries.

### Finished in:



Product Information
<ul style="list-style-type: none"> <li>• Available flat or a thermoformed mould providing space for shower gels, shampoo etc</li> <li>• Available in sizes up to 2000mm x 3700mm, thickness of 2mm</li> <li>• Manufactured in our factory using European high quality coextruded sheets produced from ABS and PMMA</li> <li>• High gloss finish ideal for easy cleaning</li> <li>• Includes delivery and installation</li> <li>• 10-year product &amp; installation guarantee</li> </ul>



# Hinged Door

## This Hinged Door Shower is effectively a Frameless Glass Shower on acrylic tray and liner.

For a simply better shower, look no further than the elegant hinged door shower by Premiere Showers.

Our hinged door shower enclosure offers a contemporary and stylish look finished at an overall height of 2055mm. This premium design is eye-catching in any bathroom and has proven popularity, no doubt due to its minimalistic and aesthetic appeal.

Select from a range of precision hinges, sliding track and handles in a choice of timeless polished chrome or a range of other finishes.

A wide range of glass options is available, including standard clear toughened, ultra-clear, vertical reeded (corrugated), frosted, and even custom-printed designs! A protective coating can be applied to the glass which will help you with cleaning. Installation of our hinged door shower is by a specialist and is of course covered by our 10-year guarantee.

### Hardware available in:



Product Information	Optional Extras
2-Sided and 3-Sided 900 x 750   900 x 900   1000 x 900   1000 x 1000   1200 x 900   1200 x 1000   1200 x 1200   1400 x 900   1600 x 900	
<ul style="list-style-type: none"> <li>• Hardware available in Polished Chrome, Satin, White, Matte Black, Brushed Nickel, Gun Metal, Gold Polish, Satin Brushed Gold, Brushed Rose Gold</li> <li>• Low profile reinforced acrylic tray with 40mm upstand</li> <li>• Easy clean waste</li> <li>• One-piece acrylic moulded or flat wall liner</li> <li>• 10mm frameless hinged shower door &amp; return panel</li> <li>• NZ toughened safety glass according to AS/NZS 2208</li> <li>• Wide range of handles</li> <li>• Includes delivery and installation (Tray &amp; waste to be installed by plumber)</li> <li>• 10-year product &amp; installation guarantee</li> </ul>	<ul style="list-style-type: none"> <li>• EnduroShield glass protective coating Showerdomes</li> </ul>





## Round Front Sliding Door

For a simply better shower that maximises space, look no further than a round front sliding door shower by Premiere Showers.

Our Round Front shower enclosure maximises the space in your bathroom with a corner opening. This shower features easy opening curved sliding doors that close on magnetic strips, finished height of 1975mm.

Sliding doors are ideal in smaller bathrooms and eliminate the concern of doors opening onto vanities or toilets. A protective coating can be applied to the glass which helps you with cleaning. Installation of our Round Front shower enclosure is by a specialist and is of course covered by our 10-year product & installation guarantee.



Finished in:



Handles come in:



### Product Information

2-Sided 900 X 900 | 1000 X 1000

- Finished in White or Black trim
- Low profile reinforced acrylic tray with 40mm upstand
- Easy clean chrome waste
- One-piece acrylic moulded or flat wall liner
- 6mm semi-frameless magnetic closing sliding doors & 4mm fixed panels
- NZ toughened safety glass according to AS/NZS 2208
- "T", "D" or Square handle
- Includes delivery and installation (Tray & waste to be installed by plumber)
- 10-year product & installation guarantee

### Optional Extras

- EnduroShield glass protective coating
- Showerdomes



# Premiere Frameless Sliding

For a simply better shower, look no further than a Premiere Frameless sliding door shower.

Our Premiere Frameless Sliding Door Shower offers a stunning 2 panel sliding door finished at an overall height of 2055mm, available in a range of tray sizes. Available in both 2-sided and 3-sided (alcove) in both polished chrome and black.

A protective coating can be applied to the glass which helps you with cleaning. Premiere Frameless Sliding Door Showers are installed by a specialist and is covered by our 10-year product & installation guarantee.

Finished in:



Handles come in:



2-Sided and 3-Sided (Alcove)	Optional Extras
1200 X 900   1200 X 1000   1200 X 1200   1400 X 900   1600 X 900	
<ul style="list-style-type: none"> <li>Finished in Chrome or Black trim</li> <li>Low profile reinforced acrylic tray with 40mm upstand</li> <li>Easy clean waste</li> <li>One-piece acrylic moulded or flat wall liner</li> <li>Frameless sliding shower door, fixed panel &amp; return panel(if applicable)</li> <li>8mm toughened safety glass according to AS/NZS 2208 (toughened in NZ)</li> <li>"T", "D" or Square handle</li> <li>Includes delivery and installation (tray &amp; waste to be installed by plumber)</li> <li>10-year product &amp; installation guarantee</li> </ul>	<ul style="list-style-type: none"> <li>EnduroShield glass protective coating</li> </ul>







## Sicily Sliding Shower

For a simply better shower that maximises space, look no further than a sliding door shower by Premiere Showers.

Our Sicily sliding door shower enclosure maximises the space in your bathroom featuring an easy-opening sliding door shower at a finished height of 1975mm.

A sliding door eliminates the concern of doors opening onto vanities or toilets. Sliding door showers are best suited to larger tray sizes. A protective coating can be applied to the glass which helps you with cleaning. Installation of our shower is by a specialist and is of course covered by our 10-year product & installation guarantee.



Finished in:



Handles come in:



### Product Information

2-Sided and 3-Sided  
1200 X 900 | 1200 X 1000 | 1200 X 1200

- Finished in White, Chrome or Black trim
- Low profile reinforced acrylic tray with 40mm upstand
- Easy clean chrome waste
- One-piece acrylic moulded or flat wall liner
- 6mm semi-frameless sliding door
- NZ toughened safety glass according to AS/NZS 2208
- "T", "D" or Square handle
- Includes delivery and installation (Tray & waste to be installed by plumber)
- 10-year product & installation guarantee

### Optional Extras

- Available with corner opening double doors
- EnduroShield glass protective coating
- Showerdomes



# Semi Frameless Shower

For a simply better shower, look no further than a semi-frameless door by Premiere Showers.

Our semi-frameless range offers sleek shower enclosures finished at an overall height of 1975mm, and an elegant 6mm semi-frameless pivot glass door, available in a range of tray sizes and configurations. There are seemingly endless options with this, our most popular door style.

A protective coating can be applied to the glass which helps you with cleaning. Our semi-frameless showers are installed by a specialist and is covered by our 10-year product & installation guarantee.

Finished in:



Handles come in:



Product Information	Optional Extras
2-Sided, 3-Sided and Angled Front 900 X 750   900 X 900   1000 X 900   1000 X 1000   1200 X 900   1200 X 1000   1200 X 1200	
<ul style="list-style-type: none"> <li>Finished in White, Chrome or Black trim</li> <li>Low profile reinforced acrylic tray with 40mm upstand</li> <li>Easy clean waste</li> <li>One-piece acrylic moulded or flat wall liner</li> <li>6mm frameless pivot magnetic closing shower door &amp; 4mm return panel(s)</li> <li>NZ toughened safety glass according to AS/NZS 2208</li> <li>"T", "D" or Square handle</li> <li>Includes delivery and installation (tray &amp; waste to be installed by plumber)</li> <li>10-year product &amp; installation guarantee</li> </ul>	<ul style="list-style-type: none"> <li>EnduroShield glass protective coating</li> <li>Showerdomes</li> </ul>



# Fully Framed Shower

For a simply better shower, look no further than a fully framed door by Premiere Showers.

Our fully framed range offers a sturdy pivot door shower at an overall finished height of 1975mm, available in a range of tray sizes and configurations.

A protective coating can be applied to the glass which will help you with cleaning in the long run. Our fully framed showers are installed by a specialist and is covered by our 10-year product & installation guarantee.

Finished in:



Product Information	Optional Extras
2-Sided, 3-Sided and Angled Front 900 X 750   900 X 900   1000 X 900   1000 X 1000   1200 X 900   1200 X 1000   1200 X 1200	
<ul style="list-style-type: none"> <li>Finished in White trim</li> <li>Low profile reinforced acrylic tray with 40mm upstand</li> <li>Easy clean chrome waste</li> <li>One-piece acrylic moulded or flat wall liner</li> <li>4mm framed pivot shower door &amp; return panel(s)</li> <li>NZ toughened safety glass according to AS/NZS 2208</li> <li>Full length aluminium magnetic handle</li> <li>Includes delivery and installation (tray &amp; waste to be installed by plumber)</li> <li>10-year product &amp; installation guarantee</li> </ul>	<ul style="list-style-type: none"> <li>EnduroShield glass protective coating</li> <li>Showerdomes</li> </ul>



# Bath Screens & Liners

Our Bath Screens and Liners are the ideal option for combining your bath and shower into a single unit.

This is perfect for bathrooms where space is limited, yet you do not want to forgo the luxury of a bath as well. Available together or separately.

Hardware available in:



Product Information	Optional Extras
<ul style="list-style-type: none"> <li>• Heights and dimensions are fully customisable (Typically finished 1500mm high)</li> <li>• Hardware available in Polished Chrome, Satin, White, Black, Brushed Nickel, Gun Metal, Gold Polish, Satin Brushed Gold, Brushed Rose Gold</li> <li>• One piece custom-made acrylic moulded or flat liner</li> <li>• Available with hinged door or fixed panel</li> <li>• Wide range of durable hardware</li> <li>• NZ toughened safety glass according to AS/NZS 2208</li> <li>• 10-year product &amp; installation guarantee</li> </ul>	<ul style="list-style-type: none"> <li>• EnduroShield glass protective coating</li> <li>• Glass Shelves</li> </ul>



# Mirrors

## Square and Rectangle Mirrors

Elevate your bathroom's style with our exquisite collection of custom-made mirrors. From sleek and modern designs to timeless classics, we offer a range of options to suit every home's design.

Whether you're going for a modern, minimalist look or something more classic, our square and rectangle mirrors add a sleek, clean edge to your bathroom.



## Round Mirrors

Elevate your bathroom aesthetic with our exquisite collection of round mirrors. Designed to seamlessly blend form and function, each mirror is crafted from high-quality materials ensuring longevity and enduring style.

The frameless design of a round mirror offers a sleek, modern look, making it a versatile choice for any bathroom décor.

## Other designs include:

- Rectangle polished edge
- Round polished edge
- Bevelled edge
- Sand blasted edge
- Tinted
- Vinyl backed
- Vanity to ceiling
- Wall-to-wall

# Bathroom Renovations

Considering giving your bathroom a new lease on life? Whether your space is simply dated or outright dysfunctional, renovating could be the next step for your home. We offer full bathroom renovation service across the wider Tauranga area including Mount Maunganui, Papamoa, Te Puke.

We here at Premiere Showers will help you restore your bathroom to its former glory, transforming it into a space you adore once more. Our team has the expertise to assist you with anything from replacing your shower to a complete bathroom overhaul.

We offer a complete bathroom renovation service with our specialists available to help you bring your ideas to reality.

We make it simple, you give us the go-ahead, then sit back and relax. We will then get to work and take care of the running rounds and organising of multiple trades. We will then let you know what is happening, and when. When we are finished, your bathroom will be ready to step into – nothing more to be done!

Rest assured that all our tradespeople are experienced and have the right qualifications for their respective field. Remember, all our showers come with a 10-year product & installation guarantee and all other bathware guarantees are as per the manufacturer – we'll explain those to you upfront.

## How to get started?

Simple, visit our showroom on Newton Street, Mount Maunganui or call our friendly team on 07 5750773 or get in touch at [info@premiereshowers.co.nz](mailto:info@premiereshowers.co.nz)



## Our Process

STEP 1:

### Briefing / Initial Consultation

Commencing your bathroom renovation project by engaging in a comprehensive consultation enables all parties involved to be on the same page. This is an opportunity for you to divulge all your concepts, regardless of scale. Whether you require a walk-in shower to accommodate elderly parents or an additional tub for bathing your canine companion, feel free to voice your requirements during this initial phase.

STEP 2:

### Concept and Feasibility

After discussing your goals, you will be presented with concept designs to evaluate feasibility. You may discover that adjustments are necessary to stay within budget, or perhaps you discover that you can afford luxurious upgrades. This stage of the process provides ample opportunity to make alterations to your bathroom design.

STEP 3:

### Costings and Formal Quote

To ensure a smooth process and to avoid any unexpected costs or delays, the costings and formal quote stage is crucial for your renovation project. This pivotal moment allows you to finalise your choices and make any last-minute modifications, as this is the final step before the commencement of your renovation.

STEP 4:

### Build / Renovation Stage

At this point, it is time for you to observe the transformation of your bathroom into the dream space you've envisioned. One of our skilled employees will skillfully coordinate reliable contractors and trusted tradespeople to execute the project seamlessly.

## We're Your One Stop Shop...

Premiere Showers is your all-inclusive destination for your upcoming bathroom renovation, providing a wide array of bathroom products and specialising in the manufacture of our top-quality showers and full installation services.



Full Bathroom Remodel



Design & Planning



Bathroom Reconfiguration



Bathtub & Shower Installation



Tile and Grout Replacement



Painting or Wallpaper



Toilet Installation or Replacement



Flooring Installation



Plumbing Fixtures



Lighting Solutions



Custom Cabinetry Installation or Replacement



Bathroom Ventilation



Accessibility Modifications



Frameless Glass Showers



Luxury Bathroom Upgrades



## Glass Protective Coating

Keep your shower looking showroom new with no fuss.



### What is EnduroShield?

EnduroShield® treatment is a non-stick treatment, perfect for shower glass, streamlining your cleaning process by actively repelling soap scum, dirt, and grime.

Ordinarily, glass's porous nature leads it to absorb minerals and soap scum, gradually making cleaning a tougher task over time. Showers, in particular, suffer from the

accumulation of mineral deposits from water, alongside residues from shampoos, conditioners and soaps. These factors contribute to glass becoming discoloured and stained in a way that's often impossible to reverse.

Each of our showers has the option to come with an ultra-thin, transparent EnduroShield coating that bonds seamlessly with the glass surface, guarding against both water and oil-based stains.



### Benefits

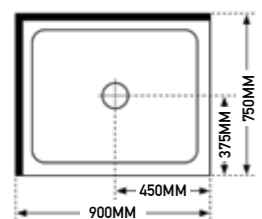
- Glass stays cleaner for longer.
- Protects against both water & oil based stains.
- Superior protection against staining & etching.
- Once only application & no revitalise products required.
- Dramatically reduce your shower cleaning by up to 90% on new glass showers.
- Keep your new shower looking clean and clear.
- Gives you peace of mind with a 10-year warranty when applied to new glass.

## Acrylic Shower Trays

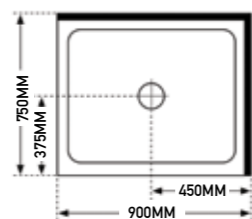
Premiere Showers acrylic shower tray mould designs are constructed of solid reinforced fibreglass with PVC support rings. Adjustable feet ensure easy levelling and installation for trays up to 1200 x 1200. Trays are 55mm high, available in various sizes and configurations, with 40mm upstands. Centre waste is standard, with some sizes offering a corner waste option. Each tray includes an easy-clean waste and features a durable, easy-to-clean acrylic surface.

### 2 SIDED TRAYS

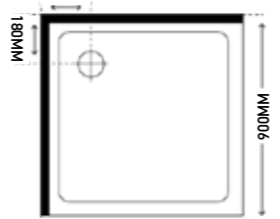
2 SIDED 900 X 750 RIGHT HAND



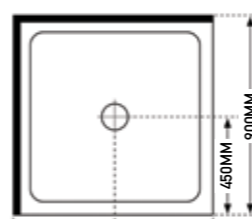
2 SIDED 900 X 750 LEFT HAND



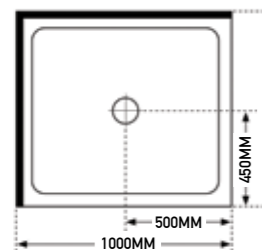
180MM 2 SIDED 900 X 900 CNR



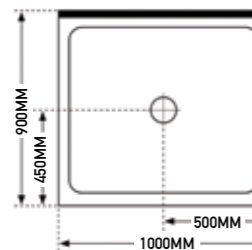
2 SIDED 900 X 900




2 SIDED 1000 X 900 RIGHT HAND



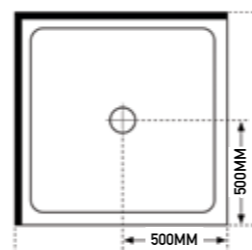
2 SIDED 1000 X 900 LEFT HAND



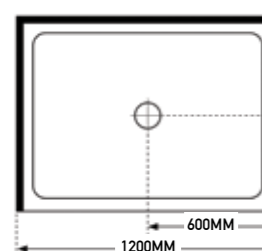
180MM 2 SIDED 1000 X 1000 CNR



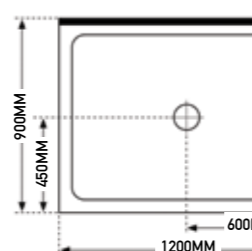
2 SIDED 1000 X 1000



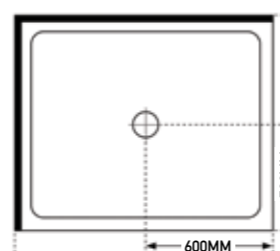
2 SIDED 1200 X 900 RIGHT HAND



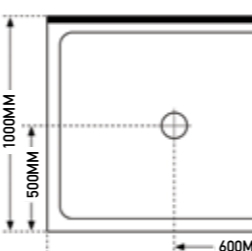
2 SIDED 1200 X 900 LEFT HAND



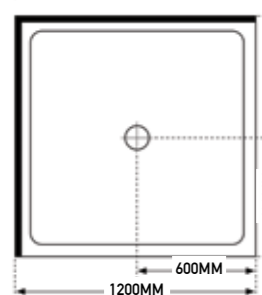
2 SIDED 1200 X 1000 RIGHT HAND



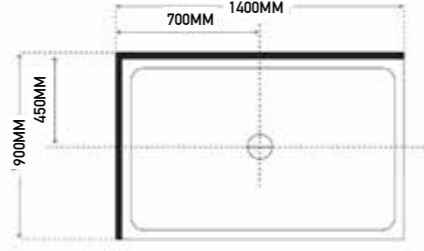
2 SIDED 1200 X 1000 LEFT HAND



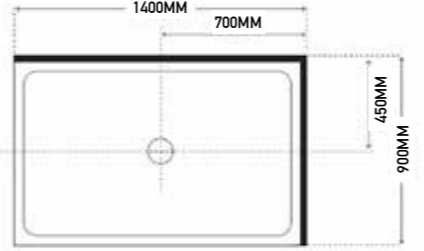
2 SIDED 1200 X 1200



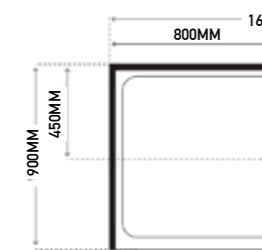
2 SIDED 1400 X 900 RIGHT HAND



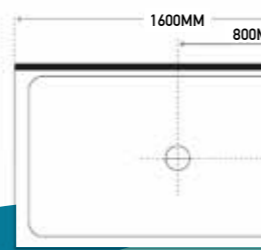
2 SIDED 1400 X 900 LEFT HAND



2 SIDED 1600 X 900 RIGHT HAND

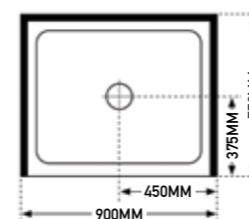


2 SIDED 1600 X 900 LEFT HAND

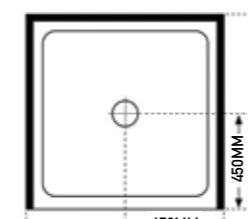


### 3 SIDED TRAYS

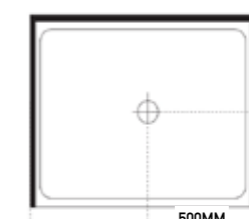
3 SIDED 900 X 750



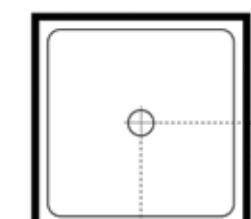
3 SIDED 900 X 900



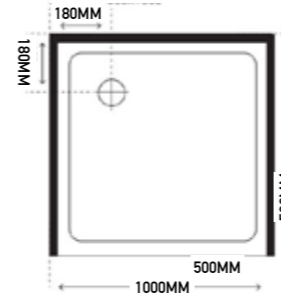
3 SIDED 1000 X 900



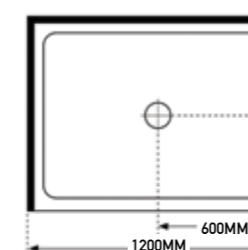
3 SIDED 1000 X 1000



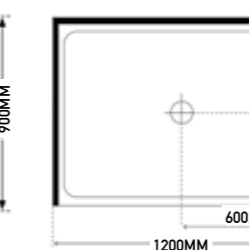
3 SIDED 1000 X 1000 CNR



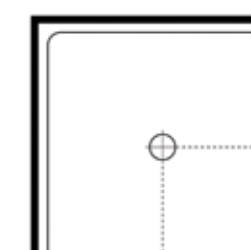
3 SIDED 1200 X 900



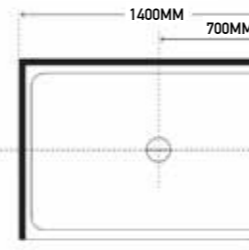
3 SIDED 1200 X 1000



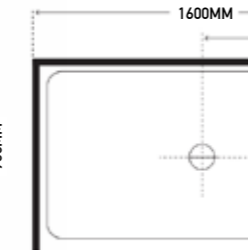
3 SIDED 1200 X 1200



3 SIDED 1400 X 900

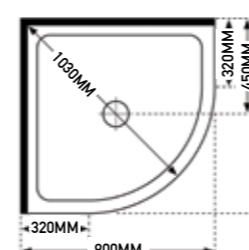


3 SIDED 1600 X 900

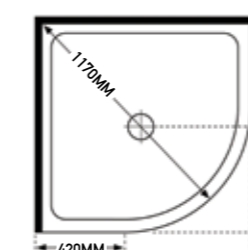


### CURVED TRAYS

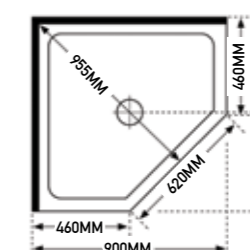
CURVED 900 X 900



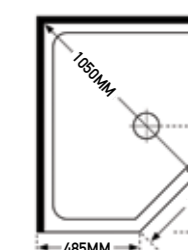
CURVED 1000 X 1000



ANGLED 900 X 900



ANGLED 1000 X 1000



\* All dimensions are indicative



**Premiere**  
SHOWERS

*Simply Better Bathrooms*

P 07 575 0773 E [info@premiereshowers.co.nz](mailto:info@premiereshowers.co.nz)  
Showroom 119 Newton Street, Mt Maunganui

[www.premiereshowers.co.nz](http://www.premiereshowers.co.nz)